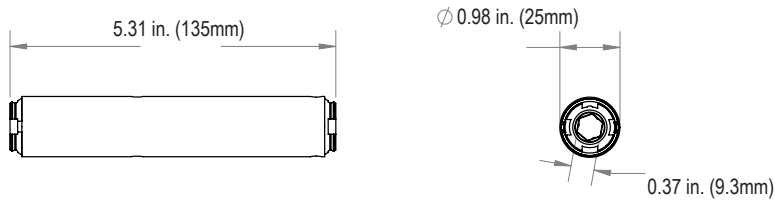


AMPCEL-0.6/50

DC Motors with built-in RF control and rechargeable external battery pack
Part # 62006000

dimensions



specifications

Model	AMPCEL-0.6/50
Torque	0.6Nm
Speed	50rpm (adjustable to 34 or 40)
Motor Size (L x W x H)	135mm*25mm*25mm
Voltage	12V DC
Current	0.84A
Power	10W
IP Class	IP20
Insulation Grade	A

Battery Model / Type	External Battery Pack (PN: 62203000)
Battery Capacity	2600mAh
Working temp	32°F to 140°F (0°C to 60°C)
RF Modulation	FSK
Radio Frequency	433.92 MHz
Max Running Circles	6 Minutes
Limit Switch Type	Electronic
Sound Level	48dB
Net Weight	0.33Lbs




***All AMP tubular, honeycomb, and tilt motors — with or without an external battery pack — must use a minimum 2A (amp) charger to properly charge the shade. Use of a lower amperage charger may cause improper charging, permanent battery depletion, or motor failure.**

features & applications



external battery for head rail



solar charging



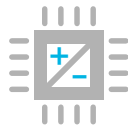
bi-directional



cellular/honeycomb standard



app compatible



electronic limit



slow jog & tilt mode



cellular/honeycomb skylight



leveling control



favorite position

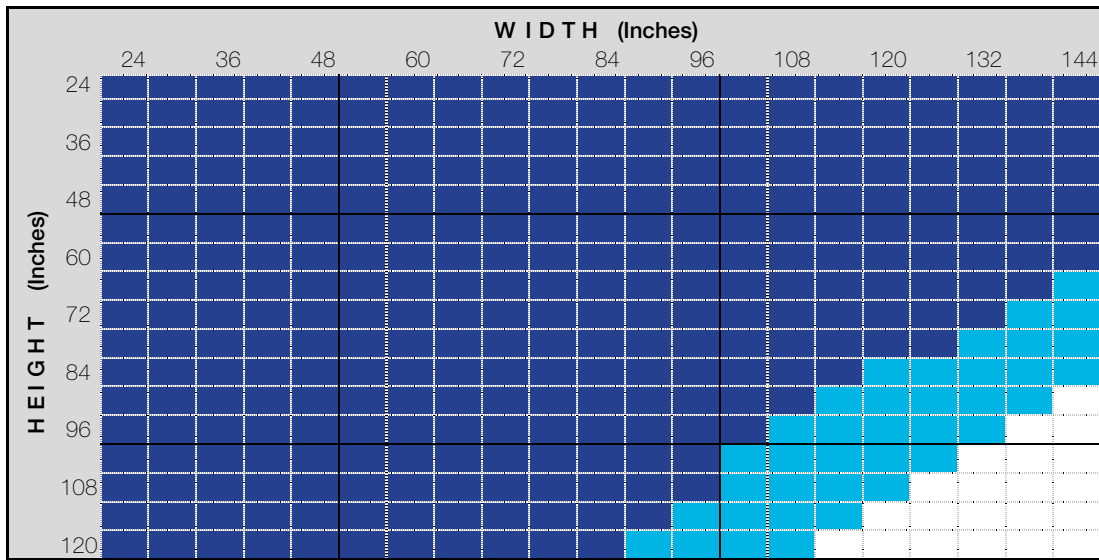




adjustable RPM



AMPCEL-0.6/50

DC Motors with built-in RF control and rechargeable external battery pack
Part # 62006000



	Under 80% Load
	Between 80% Load and 100% Load
Fabric:	3/4" Blackout (F17)
Bottom Rail:	3/4" Universal Head/Bottomrail