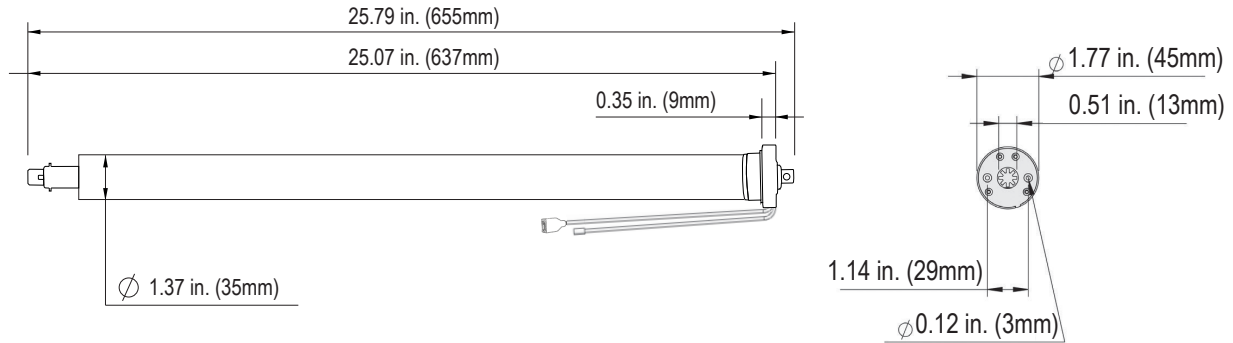


AMP35B-6.0/24

DC Tubular Motor with built-in RF control and Lithium-ion rechargeable battery
Part # 62001400

dimensions



specifications


Model	AMP35B-6.0/24
Torque	6.0Nm
Speed	24rpm (adjustable to 16 or 20)
Motor Size (L x W x H)	655mm*47mm*47mm
Voltage	12V DC
Current	3.23A
Power	38W
IP Class	IP20
Insulation Grade	A

Battery Model / Type	Internal / Lithium Ion
Battery Capacity	3200mAh
Working temp	32°F to 140°F (0°C to 60°C)
RF Modulation	FSK
Radio Frequency	433.92 MHz
Max Running Circles	6 Minutes
Limit Switch Type	Electronic
Sound Level	53dB
Net Weight	2.86Lbs

features & applications



built-in motor lithium battery



solar charging



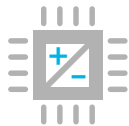
bi-directional



roller shade



app compatible



electronic limit



slow jog & tilt mode



leveling control



favorite position

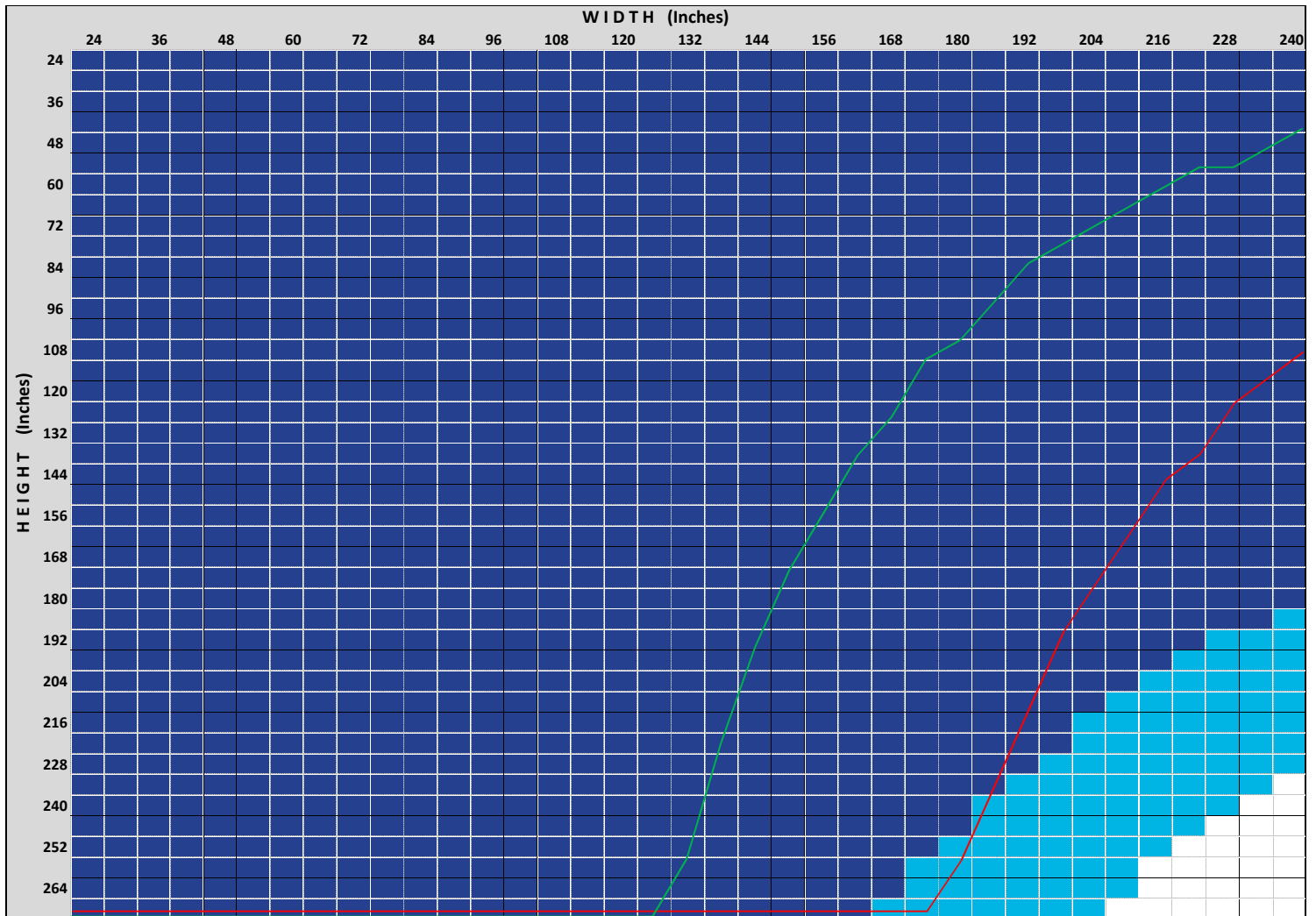






adjustable RPM



AMP35B-6.0/24

DC Tubular Motor with built-in RF control and Lithium-ion rechargeable battery
 Part # 62001400



	Under 80% Load
	Between 80% Load and 100% Load
	0.2% Tube Deflection (Recommended)
	0.4% Tube Deflection
Fabric:	E Screen 5% (Sunscreen)
Bottom Rail:	Fabric Wrap
Torque:	6 Nm
Tube:	2.58"

